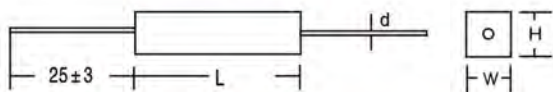


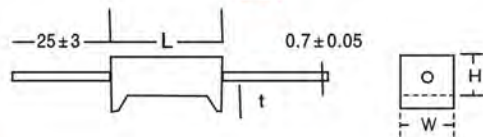
FEATURE:

1. Materials used are all non-inflammable. So that even if overcurrent flows, no self-ignition occurs. thus giving high safety.
2. Hermetically sealed. Sealed in a highly insulated box type cased with special cement.
3. Highly heat resistant and moisture resistant. High mechanical strength.
4. Can be mounted with high degree of safety. High heat radiation effect. Box type closely bonded to the chassis. Most suitable for printed wiring.
5. Use TH-SQZ TH-SQH type according to the condition of the place where it is mounted and the way it is mounted.
6. Can be used as complying with safety standards, such as UL Standard. Electric Apparatus Control Law, etc..
7. We can offering: Tolerance $\pm 1\%$, $\pm 5\%$, $\pm 10\%$

R ce50/XXXX.XXj



SQT



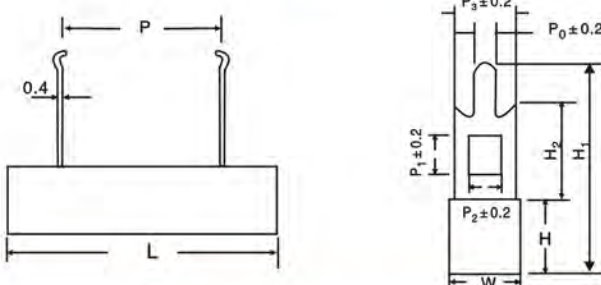
Type	Dimension (mm)				Resistance Range (Ω)		Max Working Voltage
	W±1	H±1	L±1.5	d±0.05	SQP	RS+SQP	
SQP	7	7	18	0.65	0.1~82		15V
2W	7	7	18	0.65	0.1~180	181~33K	350V
3W	8	8	22	0.70	0.1~180	181~50K	350V
5W	10	9	22	0.70	0.1~430	431~50K	350V
7W	10	9	35	0.70	0.1~470	471~100K	750V
10W	10	9	48	0.70	0.5~600	601~150K	1000V
15W	12.5	11.5	48	0.70	0.5~1K	1.1K~150K	1000V
20W.25W	14	12.5	60	0.70	0.5~1K		1000V
30W	19	19	75	0.70	0.5~1K		1000V
40W	19	19	90	0.70	0.5~1K		1000V
50W	19	19	90	0.70	0.5~1K		1000V

Type	Dimension (mm)				Resistance Range (Ω)
	W±1	H±1	L±1.5	t±0.5	
SQT	7	7	18	0.65	0.1~82
5W	10	9	22	1.5	0.1~50K
7W	10	9	35	3.0	0.1~50K
10W	10	9	48	3.0	0.1~50K
20W.25W	17	14	59	3.5	0.1~50K

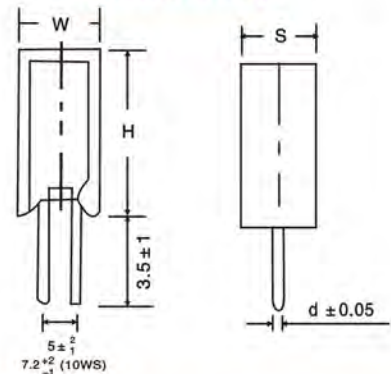
Note: Wirewound (SQT) & Metal Oxide Film (RS + SQT) resistance-range detail same as SQP type.

- Notes:
1. Max Overload Voltage is 2 times of Max Working Voltage.
 2. Too low or too high ohmic value can be supplied only case by case.
 3. Resistance Value under 0.5Ω the tolerance shall be $\pm 10\%$.
 4. Max Working Voltage is fit for all SQ type.

SQZ

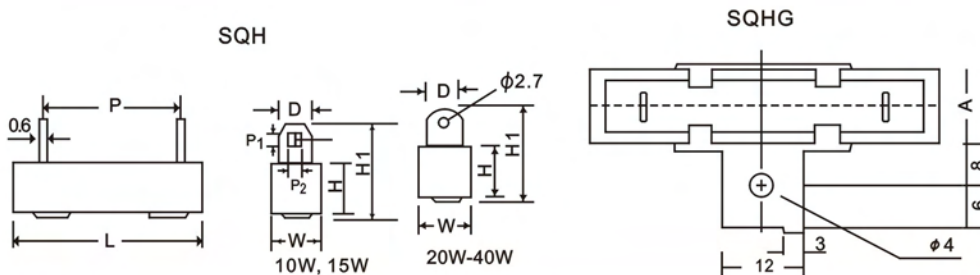


R ce50/XXXX.XXjv



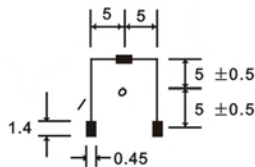
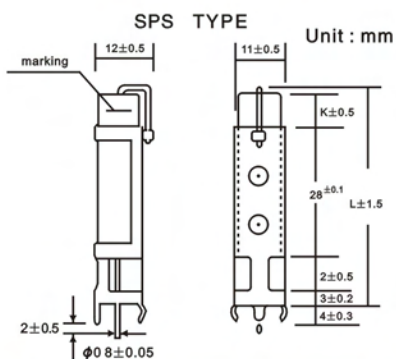
Type	Dimension (mm)										Resistance Range (Ω)	
	L±1.5	W±1	H±1	P±1.5	P1	P2	P3	P4	H1±1	H2±1	SQZ	RS+SQZ
SQZ	28(25)	10	10	15(9.5)	4.2	2	7	1.5	25	10.5	0.1~130	131~50K
5W	28(25)	10	10	15(9.5)	4.2	2	7	1.5	25	10.5	0.1~430	431~50K
7W	36	10	10	20	4.2	2	7	1.5	25	10.5	0.2~430	471~50K
10W	48	10	10	32	4.2	2	7	1.5	25	10.5	1~30	601~150K
15W	48	12.5	12	32	4.2	2	7	1.5	26	10.5	1~1K	1.1K~150K
20~20W	60	15	15	42	7	4	10	3	36	15	1~1K	
30~40W	75	19	19	57	7	4	10	3	36	15	1~1K	
50W	90	19	19	67	7	4	10	3	60	30	1~1K	

Type	Dimension (mm)				Resistance Range (Ω)	
	H±1.5	W±1	S±1	d±0.05	SQM	RS+SQM
SQM	20	11	7	0.70	0.1~82	83~10K
2W	20	11	7	0.70	0.1~180	181~50K
3W	25	12	8	0.70	0.1~180	181~50K
5W	25	13	9	0.70	0.1~180	181~50K
7W	39	13	9	0.70	0.1~430	431~50K
10W	51	13	9	0.70	0.1~470	471~75K
10WS	35	16	12	0.70	0.1~360	361~100K




Type	Dimension (mm)								Resistance Range (Ω)	
	W±1	H±1	L±1.5	P	H1±1	D±0.5	P1±0.2	P2±0.2	SQH	RS + SQH
10W	10	10	48	32±1	21	5	2.5	1.7	0.5 ~ 600	601 ~ 50K
15W	12.5	12	48	32±1	21	5	2.5	1.7	1 ~ 600	601 ~ 150K
20W	14.5	13.5	60	42±1	24	6	3.0	2.5	1 ~ 1K	1.1K ~ 150K
30W	19	19	75	55±2	31	7.5			1 ~ 2K	
40W	19	19	90	67±2	31	7.5			1 ~ 2K	

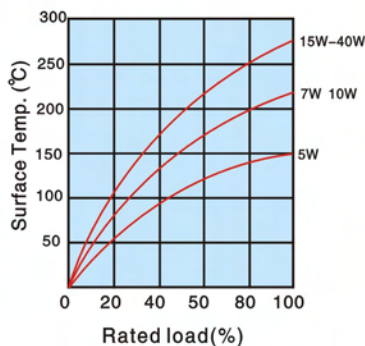
Notes. 1. Max Overload Voltage is 2 times of Max working Voltage.
2. Too low or too high ohmic value can be supplied only case by case.



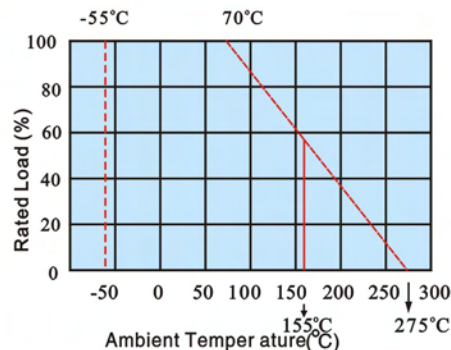
TYPE	Dimension (mm)		Resistance Range (Ω)	
	L±1.5	k±0.5	SPS	RS.SPS
7W	48	8.5	0.1~430	431~50K
10W	60	20	0.1~470	471~50K



RATED LOAD VS. SURFACE TEMP.



DERATING CURVE



ELECTRICAL PERFORMANCE

Test Items	Condition	Spec.
Resistance Temp. Coeff.	-55°C ~ 155°C	± 300ppm/°C
Short Time Over Load	10 times of rated wattage for 5sec.	± 2%
Rated Load	Rated wattage for 30 min.	± 1%
Voltage Withstanding	1.000V AC 1 min.	no change
Insulation Resistance	500V megger	1000m Ω
Temp. Cyclic	-30°C ~ 85°C for 5 cycles	± 1%
Load Life	70°C on-off cycle 1000 hrs.	± 5%
Moisture proof Load Life	40°C 95% RH on-off cycle 1.000 hrs.	± 5%
Incombustibility	16 times of rated wattage for 5 min.	not liamed

Notes: 1. Max Overload Voltage is 2 times of Max Working Voltage
2. Too low or too high ohmic value can be supplied only case by case.
※ 3. "RS + SQ" short time over load is 5 times of rated wattage for 5 sec.